



DIMENSIONS

MILLIMETERS(INCHES)

CCV SERIES COUNTERBALANCE VALVES (Screw - in Cartridge Valves)

Ordering Code

CBC - **063** - **L** - **2R** **N**

Seals: N-Buna N
V-Viton

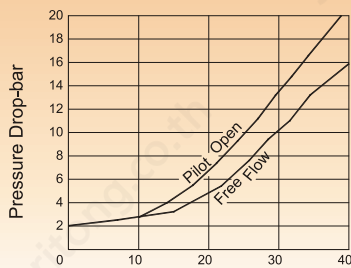
Adjustment Ranges
2R - 20 to 150 bar
3R - 30 to 280 bar
* R Cracking Pres. 2.0 bar
2S - 20 to 150 bar
3S - 30 to 280 bar
* S Cracking Pres. 0.2 bar

Controls:
L - Leakproof

Cavity Size

Series No. Counterbalance Valves

Flow-Pres. Drop Curve



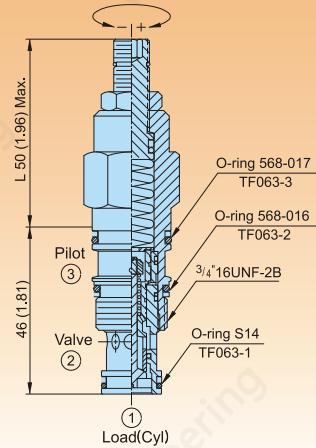
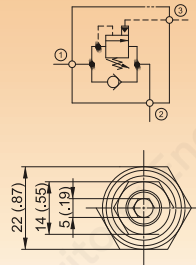
Flow lpm (32cSt Oil @ 40°C)

Cartridge Valve Specifications

| | |
|---------------------|--------------------------------------|
| Flow rating | 30 lpm (8 gpm) |
| Max. Pressure | 315 bar (4500 psi) |
| Weight of Cartridge | 0.14 kg |
| Cavity No. | C - 063 (See Cavity Details section) |
| Cavity Tools | CT36-D, CT36-R |
| Mounting | No Restrictions |
| Description | Poppet Type, 3:1 Pilot Ratio |



SYMBOL



CBF SERIES COUNTERBALANCE VALVES (Screw - in Cartridge Valves)

Ordering Code

CBF - **063** - **L** - **2R** **N**

Seals: N-Buna N
V-Viton

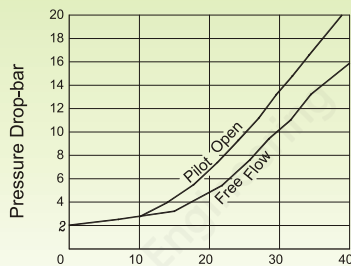
Adjustment Ranges
2R - 25 to 210 bar
3R - 45 to 315 bar
* R Cracking Pres. 2.0 bar
2S - 25 to 210 bar
3S - 45 to 315 bar
* S Cracking Pres. 0.2 bar

Controls:
L - Leakproof

Cavity Size

Series No. Counterbalance Valves

Flow-Pres. Drop Curve



Flow lpm (32cSt Oil @ 40°C)

Cartridge Valve Specifications

| | |
|---------------------|--------------------------------------|
| Flow rating | 30 lpm (8 gpm) |
| Max. Pressure | 315 bar (4500 psi) |
| Weight of Cartridge | 0.14 kg |
| Cavity No. | C - 063 (See Cavity Details section) |
| Cavity Tools | CT36-D, CT36-R |
| Mounting | No Restrictions |
| Description | Poppet Type, 4.5:1 Pilot Ratio |



SYMBOL

